



THE NUTCRACKER



LPAC *Foundation*

LANCASTER PERFORMING ARTS CENTER

This program is funded in part by a grant from the Lancaster Performing Arts Center Foundation.

***THE NUTCRACKER* ACTIVITY GUIDE TABLE OF CONTENTS**

Answer Key to Puzzles	Page 43 - 46
Bibliography	Page 43
Coloring Pages	Pages 12 – 14
Crossword Puzzles	Pages 37 - 42
Cryptograms	Pages 30 – 32
Design your own costume	Page 15 - 16
Did you know? Information about ballet	Page 11
Discussion/Essay Questions	Page 29
English Language Holiday Worksheets Trace, Matching, Spelling, Alphabetical, Cursive, Sentences, Retelling the Story	Page 20 - 25
Introduction and How to Use this Study Guide	Page 2
Math for the Holidays Counting, Addition, Subtraction	Page 17 - 19
Performance Times and Dates	Page 2
Recommended Websites and Versions of the Book	Page 5
Science and Social Studies	Pages 26 - 28
Story & History of The Nutcracker History of the Ballet, Variations on a Theme, The Music, Wooden Nutcrackers	Page 6 - 10
Table of Contents	Page 1
Teacher Information	Page 4
Theater Information	Page 3
Why the Boys Will Enjoy The Ballet	Page 2
Word Searches	Pages 33 - 36

Introduction and How to use this study guide

Welcome! We are so excited to have you consider joining us for *The Nutcracker* at the Lancaster Performing Arts Center. This activity guide has been created to assist you in classroom activities that relate to *The Nutcracker*. It is designed for preschool through middle school age children, so please pick out the items that seem to best fit your students! Hopefully, this activity guide will give you ideas and resources to create other activities as well. This story lends itself to a number of wonderful holiday activities. I have enjoyed putting it together for you!

Kathleen Burnett,
Artistic Director
Antelope Valley Ballet
(661) 579 - 4842

For questions or comments regarding this study guide or the performances, please send an email to antelopevalleyballet@gmail.com. We would love to get feedback on how we can assist you and support you in the education of the students in the Antelope Valley.

Performance Information All performances will be held at



Lancaster Performing Arts Center
750 West Lancaster Blvd.
Lancaster, CA 93534
(661) 723 - 5950 box office
(661) 723 - 5876 arts for youth sales and information

Why the boys will enjoy the performance even if they won't admit it!

I am often asked why would the boys enjoy ballet? Teachers often believe that the boys won't enjoy it. While a certain number of students - male and female - may not enjoy the ballet, most students do. There are many reasons to enjoy it! Live performance is always exciting because you never know exactly what will happen. There are male dancers as well as female. There is humor and a big battle scene with large mice and toy soldiers. There is a lot of color on the stage and fun, recognizable music. In between act one and act two I talk to the audience and show the students how we create some of our special effects such as making it snow onstage and how the canon fires!

We strive to provide fun, inspiring, thought-provoking entertainment for the entire family. There are many wonderful activities that can be done in the classroom to coordinate with this live performance. It can be a wonderful way to end the calendar year and celebrate the holidays!!

Remember that on the way out, after the performance, the dancers will be in the lobby in costume and you will be able to see them up close!

Theater Information



School Audience Members meet AV Ballet dancers after the performance!

- ✓ Be sure to arrive early so that you have plenty of time to be seated.
- ✓ If you wish to sit together, please arrive at the theater with your group all together. You will be checked in and seated by the ushers as a group.
- ✓ Always be polite to the ushers, the dancers and the crew at the theater.
- ✓ Turn off all cell phones, pagers, etc. during the performance. No recording or photography is permitted during the performance, but after the performance you are free to take your picture with the dancers!
- ✓ While watching the performance please give the dancers your full attention.
- ✓ It is appropriate to applaud when you see something you like, and to laugh when something is funny.
- ✓ It is NOT appropriate to talk loudly or be disruptive to those audience members sitting around you.
- ✓ Remember that after the performance you will exit the theater to your right.
- ✓ You get to meet the dancers on your way out and see them up close!

Teacher Information

On the following pages are activities that are related to mathematics, English, spelling, storytelling, science and social studies. Below are some guidelines and suggestions for these pages.

Simple Math: Counting, Addition and Subtraction (Grade Preschool - 3) - Worksheets on pages 17 -19

These are very basic mathematical pages designed for younger students. They are full of colorful images and should be fun!

California Common Core Standards:

Counting p. 17:	K.CC.3, K.CC.4, K.CC.5
Simple Addition p 18:	K.OA.1, K.OA.2, K.OA.5, K.MD.3, 1.OA.1, 1.OA.2, 1.OA.6, 2.OA.2
Simple Subtraction p 19:	K.OA.1, K.OA.2, K.OA.5, K.MD.3, 1.OA.1, 1.OA.2, 1.OA.6, 2.OA.2

Simple English Language Skills: Printing & Cursive, Matching Words, Simple Spelling, Alphabetical, and Sentences (Grade Preschool - 3) - Worksheets on pages 20 - 24

These are basic language skills designed in fun worksheets with colorful images.

Trace p 20:	L.K.1a, L.1.1a, L.3.1j
Matching p 21:	RF.1.3, RF.2.3, RF.3.3, L.K.5a
Simple Spelling p 22:	RF.1.3, RF.2.3, RF.3.3, L.1.2.d
Sentences p 24:	RF.1.1, W.K.3, L.K.1, L.K.2, L.K.6, L.1.1, L.1.2, L.1.6, L.2L6 L.2.1, L.2.2, L.3.1, L.3.2, L.3.3, L.3.6

Language Arts: Retelling the Story (Grade 1 - 8) - Worksheet on page 25

In this production of *The Nutcracker* some details are slightly different from the original story of *The Nutcracker*, as it was originally written by E. T. A. Hoffmann. This happens often as part of the art of storytelling. Try retelling the story of *The Nutcracker* in your own words and write a journal entry about what you notice about your version of the story. If desired, the story can be adapted for presentation in another form (i.e. a play, a poem, a dance or a song).

Science: Habitat (Grade 3 - 6) - Worksheet on page 26

Consider the Dance of the Snowflakes scene in *The Nutcracker*. What animals might you expect to find living in this kind of habitat? What else would you likely find living in this habitat?(plants, trees, insects, etc.)

Retelling The Story p 25:	W.K.3, W.K.5, W.K.6, W.K.8, W.1.3, W.1.5, W.1.6, W.1.8, W.2.3, W.2.4, W.2.5, W.2.6, W.2.8, W.2.10, W.3.3, W.3.4, W.3.5, W.3.6, W.3.8, W.3.10, W.4.3, W.4.4 W.4.5, W.4.6, W.4.8, W.4.10, W.5.3, W.5.4, W.5.5, W.5.6, W.5.8, W.5.10, W.6.3, W.5.4, W.6.5, W.6.6, W.7.3, W.7.4, W.7.5, W.7.6, W.8.3, W.8.4, W.8.5, W.8.6, L.K.1, L.K.2, L.K.6, L.1.1, L.1.2, L.1.6, L.2.1, L.2.2, L.2.6, L.3.1, L.3.2, L.3.3, L.3.6, L.4.1, L.4.2, L.4.3, L.4.6, L.5.1, L.5.2, L.5.3, L.5.6, L.6.1, L.6.2, L.6.3, L.6.5, L.6.6, L.7.1, L.7.2, L.7.3, L.7.5, L.7.6, L.8.1, L.8.2, L.8.3, L.8.5, L.8.6
---------------------------	---

Science, Social Studies and Visual Arts: Castles (Grade 3 - 6) - Worksheet on page 27

Design a medieval style castle that might be found in the Kingdom of the Sugar Plum Fairy. Draw a picture of your design, then make your design using "found" materials provided by the teacher (recycled items such as fabric scraps, yarn, wire, wood scraps, cardboard, paper, film canisters, buttons, spools, etc.) The inclusion of a pulley system for a drawbridge will engage the student's minds in the areas of science and technology, stuctures and mechanics while integrating the social studies topic of Medieval Times. Encourage students to discuss what they would produce if there were no limitations such as material availability, tool availability, etc.

Social Studies: Setting (Grade 1- 8) - Worksheet on page 28

This production of *The Nutcracker* is set in the late 19th Century in Europe. How would the ballet change if *The Nutcracker* were set in:

- Grade 1 - the local community
- Grade 2 - Communities around the world
- Grade 3 - Pioneer Times
- Grade 4 - Medieval Times
- Grade 5 - Early Civilizations
- Grade 6 - Early United States (Explorers and Pioneers)
- Grade 7 - a large, Urban City
- Grade 8 - a rural community in another country

Habitat p 26:	K-LS1-1, K-ESS2-1,K-ESS3-1,K-ESS3-2, W.K.2, W.K.7, SL.K.3 SL.K.5, 2-LS4-1,W.2.7, W.2.8, 3-LS2-1, RI.3.1, RI3.3, W.3.1, W.3.9
---------------	--

Recommended Websites

for further ideas, resources, and information

AV Ballet's website	http://www.antelopevalleyballet.org
Lancaster Performing Arts Website	http://www.lpac.org (See the Arts for Youth Page)
Ballet Met	http://www.balletmet.org
Wikipedia	http://en.wikipedia.org/wiki/The_Nutcracker
History of Nutcrackers	http://www.nutcrackermuseum.com/history.htm
Fun Nutcracker Computer Game	http://www.12days.com/playground/nutcracker/

RECOMMENDED VERSIONS OF THE BOOK - according to age

Nutcracker Ballet [Paperback]

by Vladimir Bagin

Reading level: Baby-Preschool

Paperback: 32 pages

Publisher: Scholastic Paperbacks (October 1, 2002)

Language: English

ISBN-10: 0439081858

ISBN-13: 978-0439081856

Cost at amazon.com \$6.99

http://www.amazon.com/Nutcracker-Ballet-Vladimir-Vagin/dp/0439081858/ref=sr_1_5?ie=UTF8&s=books&qid=1278743977&sr=1-5

Nutcracker Activity Book (Dover Little Activity Books) [Illustrated] [Paperback]

By Victoria Fremont and Cathy Beylon

Reading level: Ages 4-8

Paperback: 64 pages

Publisher: Dover Publications (January 28, 1999)

Language: English

ISBN-10: 0486404943

ISBN-13: 978-0486404943

Cost at amazon.com \$1.50

http://www.amazon.com/Nutcracker-Activity-Dover-Little-Books/dp/0486404943/ref=sr_1_36?s=books&ie=UTF8&qid=1278744391&sr=1-36

The Story of the Nutcracker Ballet [Paperback]

by Diane Goode

Reading level: Ages 4-8

Paperback: 32 pages

Publisher: Random House Books for Young Readers (September 1986)

Language: English

ISBN-10: 0394881788

ISBN-13: 978-0394881782

Cost at amazon.com \$3.99

http://www.amazon.com/Story-Nutcracker-Ballet-Pictureback/dp/0394881788/ref=sr_1_2?ie=UTF8&s=books&qid=1278743977&sr=1-2

The Nutcracker (Scholastic Junior Classics) [Mass Market Paperback]

By Jane B. Mason (Adapter) and E.T.A. Hoffmann (Author)

Reading level: Ages 9-12

Mass Market Paperback: 112 pages

Publisher: Scholastic Paperbacks (October 1, 2003)

Language: English

ISBN-10: 043944604X

ISBN-13: 978-0439446044

Cost at amazon.com \$3.99

http://www.amazon.com/Nutcracker-Scholastic-Junior-Classics/dp/043944604X/ref=sr_1_29?s=books&ie=UTF8&qid=1278744391&sr=1-29

The Story of the Ballet *The Nutcracker* as presented by AV Ballet

Act One

Scene I The story unfolds with a Christmas party at the Stahlbaum's home. The guests arrive, they dance, play and open gifts. The excitement begins with the arrival of Herr Drosselmeyer, the godfather of Clara, who presents toys and mechanical dolls. He gives Clara a Nutcracker in the shape of a toy soldier. Her spiteful brother Fritz breaks it, but Drosselmeyer mends it at once. The party ends and Clara falls asleep with her toy Nutcracker.

Scene 2 As the clock strikes midnight, the Christmas tree grows larger along with the nutcracker, toy soldiers and an army of mice. The Nutcracker and his soldiers battle to rescue the Snow King and Queen and defend Clara against the mice and their Mouse Queen. The Nutcracker turns into a handsome prince who takes Clara on a magical journey.

Scene 3 Clara and her Nutcracker Prince travel through the land of snow where they dance among the snowflakes. The Snow King and Queen guide them to the land of sweets.

Act Two

The Sugar Plum Fairy welcomes Clara and the Nutcracker Prince to the Land of Sweets where dances are performed in their honor. For the grand finale, the Sugar Plum Fairy and the Nutcracker dance a pas de deux. As their dance concludes, so does Clara's adventure and she awakens.

School Performances do not include the Party Scene (Act One Scene One) as school performances are only one hour in length.

The Story and History of the Ballet *The Nutcracker*

The Nutcracker Ballet is based on the story "The Nutcracker and the King of Mice" written by E.T.A. Hoffman. Although what is seen on the stage today is different in detail from the original story, the basic plot remains the same; The story of a young German girl who dreams of a Nutcracker Prince and a fierce battle against a Mouse King.

When Marius Petipa had the idea to choreograph the story into a ballet, it was actually based on a revision by Alexander Dumas, a well-known French author. His version reflects more of what we have come to love as the Nutcracker Ballet.

Following the success of *The Sleeping Beauty*, Ivan Alexandrovitch Vsevolozsky, the director of the Imperial Theaters, proposed a second partnership between choreographer Marius Petipa and composer Peter Ilyitch Tchaikovsky. It was Vsevolozsky who convinced the great Tchaikovsky to write for the ballet again. Vsevolozsky was also a minor librettist and a designer himself. Up until his time as director, many different artists would independently design the decor for a single production with no heed to what the others were doing, nor to the ballet. Music was ordered by the yard from obliging but not distinguished composers. Vsevolozsky is notable as securing the collaboration of all the artists involved in producing a ballet.

Vsevolozsky proposed *The Nutcracker of Nuremberg* based on the book *L'Histoire d'un Casse Noisette* (The Story of a Hazelnut-cracker) by Dumas Père, itself based on E.T.A. Hoffmann's *Nussknacker und Mausekönig* (The Nutcracker and the King of the Mice). Ernst Theodor Amadeus Hoffmann (1776-1822) was born in Königsberg, East Prussia to a family with strong ties to the legal profession. Originally his middle name was Wilhelm, but he changed it to Amadeus in honor of Mozart. He went on to study law at the University of Königsberg. Despite his course of studies, Hoffmann was mostly

interested in the arts, music, painting and literature. He became a civil servant and was very successful all the while he composed music and painted. In Warsaw, Hoffmann founded an orchestra and composed his first important piece, the incidental music to *Kreuz an der Ostsee*. With the arrival of Napoleon's rule, Hoffmann had to try and make a living in Warsaw as a professional musician. Refusing to take an oath of allegiance to France, he was deported to Berlin where he almost starved to death.

He worked various odd jobs until, in 1808, he was offered the post of musical director in Bamberg, Southern Germany, a cultural shrine at the time. In Bamberg he was very active in the theater and also wrote his best music, the opera *Undine*. He also began to write literature. Leaving Bamberg in 1813 on account of the lost love of a 16 year old girl, Hoffmann's career moved between Dresden and Leipzig, depending on the location of the opposing armies of The Napoleonic Wars. The final period of Hoffmann's life began when he was recalled to Berlin to official duties. There he became chairman of the Kammergericht (Prussian Supreme Court) and continued to produce his fiction and criticism. He contracted digestive difficulties, degeneration of the liver and neural ailments and died on June 25, 1822 he died having just finished dictating the story *Recovery*.

As a critic, Hoffmann was highly respected. He wrote under the name of Kreisler, he was one of the first to recognize the talent of J.S. Bach and he championed Beethoven. Hoffmann's influence extended beyond literature into opera and dance where his works have inspired, among others, *Coppélia*, and *Offenbach's Tales of Hoffmann* in addition to *The Nutcracker*.

Hoffmann's story was originally published in 1816 as part of a collection of children's fairy tales (titled *Kindermarchen*) with a decidedly dark side. Hoffmann bases the Stahlbaums on the family of a Berlin publisher, Julius Hitwig and the character of Drosselmeyer on himself. The Stahlbaum's children are Fritz, Marie and older sister Louise. Clara is one of Marie's dolls who is asked to give up her bed for the injured nutcracker. The Dumas version is much sweeter than the original Hoffmann.

Neither Petipa nor Tchaikovsky liked the story and refused the commission. Petipa felt that the story left little reason for a glittering spectacle, or classical ballet dancing. Marie was no role for a ballerina and who would dance the grand pas de deux! His first attempt at a scenario finished at what we know as the end of the first act, in the kingdom of the snow. Vsevolozsky persisted and eventually convinced Petipa to take charge of the production and to write a new scenario. Petipa's creation of the Sugarplum Fairy to rule the Kingdom of Sweets (an excuse for a fashionable set of divertissements) and the relegation of Drosselmeyer and Marie to minor roles, though satisfying to Petipa, displeased Tchaikovsky who felt these changes watered down the strength of the story. In 1891, by commissioning a one act opera as well, Vsevolozsky had convinced Tchaikovsky to participate. Work began on the score at the same time as the opera *Iolanthe*. Both would premiere at the Maryinsky Theater on December 17, 1892.

Despite his misgivings about the plot and the feeling that he was not writing the music from his heart, Tchaikovsky completed the first draft rapidly by July 7, 1891. The orchestration did not begin until January 1892 and took three months to complete. "And now it is finished, *Casse-Noisette* is all ugliness," he wrote. However as time progressed the music endeared itself to Tchaikovsky. "Strange that when I was composing the ballet I kept thinking that it wasn't very good but that I would show them [the Imperial Theaters] what I can do when I began the opera. And now it seems that the ballet is good and the opera not so good."

Petipa began work on the choreography in August 1892; however, illness removed him from its completion and his assistant of seven years, Lev Ivanov, was brought in. Born in Moscow in 1834, Ivanov was a pupil of Marius Petipa's father Jean Petipa. Ivanov was a natural musician; he could play, by ear, the entire score of a ballet on the piano. This talent was not universally respected. The director of the Theater School where Ivanov received his dance training threatened to "let him rot for his uncontrollable inclination toward music." By his own admission Ivanov was never one to make a decision himself. Having been a premier danseur, then ballet master and eventually Petipa's assistant he became a choreographer by command of his superiors. Though lacking in self confidence, Ivanov did produce some wonderfully poignant choreography. His most famous contributions to ballet are the 'white' acts of *Swan Lake*; however he also choreographed versions of *La Fille mal Gardée* (his first ballet), *The Magic Flute*, *The Awakening of Flora* and *Coppélia*. Choreographically Ivanov's taste lay closer to the Romantic era that he grew up in than the new Classical era of Petipa. He

could not impose his own ideas on *The Nutcracker* as he had to work within the strict Petipa guidelines. His strongest work in *The Nutcracker* seems to have been in another 'white' act, the Snow Scene.

The premiere performance of *The Nutcracker* shared the performance with the one act opera *Iolanthe* on December 17, 1892. Ricardo Drigo was the conductor, the Italian ballerina Antonietta dell'Era was the Sugar Plum Fairy and Pavel Gerdt her Prince Koklush. Although Czar Alexander III was delighted with the ballet, critics were far less kind and *The Nutcracker* was not deemed a success at its first performances. However, *The Nutcracker* has been performed sporadically by the Russian companies ever since. Its unquestioned popularity around the world, particularly in the United States, is surely vindication for Tchaikovsky's music.

Different Versions of *The Nutcracker*

Bearing titles as varied as *The Magic Nutcracker*, *Alternutcracker*, *The Revolutionary Nutcracker Sweetie*, *The Hard Nut*, *Jazz Nutcracker Fantasie* and *Winter Carnival and Sugar Plums*, *The Nutcracker* has been reformed in many ways. Ivanov's original choreography was changed by a series of dancers and ballet masters in Russia before any version of the ballet was seen in the West. In Moscow, in 1919, Alexander Gorsky presented a realistic version of the ballet. Masha (as Clara is called in Russia) is transformed into the Sugar Plum Fairy and dances the grand pas de deux in Act 2 with her Nutcracker Prince. Grigorovich took this version but made Masha the only real character in the ballet, with the story taking place entirely in her imagination. A single ballerina danced the roles of Masha, Snow Queen and Sugar Plum Fairy. Back at the Maryinsky, Fyodor Lopukhov produced a controversial *Nutcracker* in 1928. He divided the action into twenty-two episodes, gave the dancers text to speak from the Hoffmann story and used them to move the constructivist inspired panels that made up the set. At the beginning of the grand pas de deux the ballerina and her partner began by turning cartwheels. In 1934 Vainonen's Kirov (Maryinsky) production returned to the more traditional classical base but added more psychological references. Nureyev and Baryshnikov both grew up on this version of *The Nutcracker*. Nureyev used Vainonen's choreography for the prince's variation in Act 2 in his production and Baryshnikov the choreography for the Snow Scene in his. Nureyev also had Drosselmeyer turn into the Nutcracker Prince and used children only in the party. Baryshnikov delves deeper psychologically and the grand pas de deux becomes a pas de trois involving Drosselmeyer who is drawing Clara back to reality.

The first full length production of *The Nutcracker* mounted in North America was by William Christensen for San Francisco Opera Ballet in 1944. Mr. Christensen had extensive discussions with both Danilova and Balanchine before setting about this project as he himself had never seen the full ballet. A decade later, in creating the first full length ballet for the New York City Ballet, Balanchine asserted *The Nutcracker's* hold over the American public. Balanchine had danced in *The Nutcracker* at the Maryinsky Theater in a variety of roles ranging from child prince to Mouse King and Trepak. Balanchine did not use a Snow Queen but introduced a secondary ballerina role in the Dewdrop. He also changed the structure of the grand pas de deux by having the Sugar Plum Fairy perform her variation at the beginning of the second act, omitting the cavalier's variation, thus leaving only the adagio and coda sections for later. Balanchine's choreography is probably the most emulated around the world today.

Nutcracker's menagerie of mice has been added to by many choreographers. Lew Christensen had a dancing brown bear, a licorice bull, lambs and later a dragon. James Kudelka's Russian bears roller skate and he has a wonderful divertissement for a horse. Kent Stowell has a peacock and a Chinese tiger in his production. At La Scala in 1938 Clara and the Nutcracker Prince wrap themselves in white fur coats and continue on their journey in a sleigh pulled by white polar bears. Polar bears also show up as escorts in Peter Darrell's *Nutcracker*. Transportation is always varied, Benois provided a self propelled nut, Balanchine's Clara rides around in her brass bed in act one and a reindeer drawn sleigh at the end of act two, Grigorovich has the two adventurers in a toy boat which swings upwards to the tree tops as Drosselmeyer floats down under a big black umbrella. Also descending was the Sugar Plum Fairy in a filigree basket suspended by balloons in Celia Franca's production for the National Ballet of Canada.

Confused about the name of the heroine of our tale? Marie in the original tale of Hoffmann has been called Clara, Masha, Marya and Louise, who was actually Marie's older sister!

The Music

Many believe that *The Nutcracker* ballet would have disappeared from the stage were it not for Tchaikovsky's wonderful music. Such was not the case at the 1892 opening of the ballet where the critics heaped more disdain on the music than the choreography. To put this in perspective though, in its first season *The Nutcracker* received 18 performances - three more than *The Sleeping Beauty* and ten more than *Paquita* received. When approached to compose *Swan Lake*, Tchaikovsky had long held an interest in composing for the ballet. Despite its brilliance, *Swan Lake* was poorly received and Tchaikovsky retreated from the ballet for ten years. It was then that he was approached by Vsevolozhsky to create the score for *The Sleeping Beauty*. Tchaikovsky was enchanted by the scenario and so set to work with enthusiasm. Again he produced a masterful score that was not enthusiastically received. One can imagine, therefore, his lack of enthusiasm when *The Nutcracker* project was presented to him.

Petipa's notes to Tchaikovsky left little room for interpretation. For example: "An empty stage. The moon lights up the dining room through the window. (This phrase is underlined twice and under it Petipa has written "NO".) 8 bars of mysterious and delicate music. Clara, in her nightdress, quickly returns to look at her darling Nutcracker once again. 8 bars, still more mysterious music for her entrance. Something frightens her. 2 bars. She trembles, she goes up to the Nutcracker's bed from where, it seems, a fantastic light is flickering. 8 bars of fantastic and still more mysterious music. The clock strikes midnight. Pause in the music. A short tremolo... 5 bars to hear the scratching of the mice and 4 bars for their squeaking... After the squeaking, 8 bars of accelerating music ending in a chord." The music debuted as *The Nutcracker Suite*, eight sections of the complete ballet at a performance of the Russian Musical Society in St. Petersburg in March 19, 1892. It was so successful that five sections had to be repeated. The program included the premiere of Tchaikovsky's *Romeo and Juliet*. The reaction to the full ballet was less universally flattering. While some supported his work, many took Tchaikovsky to task for being too symphonic, tedious and wrongly conceived for dancing. As Tchaikovsky died in 1893 he never knew what a big success his work would achieve.

In *The Nutcracker*, Tchaikovsky draws many of his melodies from existing music. For instance the Grossvater Tanz that ends the party scene is a traditional tune that, due to its shifting meters, was used to encourage people to leave a party. Schumann also used this melody in his *Papillons*. The final children's dance earlier in the party is the French nursery song 'Bon Voyage, Cher Dumollet'. The Arabian dance is based on a Georgian lullaby, the Trepak borrows from several well known Russian folk dances and Mother Ginger is a reworking of the French folk song, 'Girofle, Girofla' which is about a little boy with three birdhouses for swallows. Despite the foregoing, there is a wealth of invention and pure musical craft in the score. The miniature overture (as Tchaikovsky describes it) is notable in that the lower strings are not used at all. The theme is suspended high, giving a magical and airy feel. This is in dramatic contrast to the overture to *Iolanthe*, that premiered the same evening, which is all darkness and depth. Tchaikovsky incorporates many children's instruments into the score including a rattle, cuckoo, quail, toy trumpet and miniature drum. He had purchased many of these instruments in Paris, the city where he also discovered the celeste, (a bell like sounding instrument played with a keyboard) that he showcased in the Dance of the Sugar Plum Fairy. During the period of composition of *The Nutcracker*, Tchaikovsky received an invitation to conduct at the opening of the Andrew Carnegie Music Hall in New York. He traveled by way of Paris, and there discovered Victor Mustel's invention, the celeste, which he decided to use in his score for *The Nutcracker*. He guarded this secret discovery hoping that he could beat out his rivals, Glazunov and Rimsky-Korsakov, for its initial presentation to the Russian public. "I expect that this new instrument will produce a colossal sensation," he wrote to his publisher Jurgenson.

Wooden Nutcrackers

In checking most encyclopedias, I was amazed to find that the entry under 'Nutcracker' refers to two species of bird in the crow family. The Eurasian nutcracker and the smaller Clark's nutcracker, but never the wooden doll so symbolic today of the holiday season. Although a popular item, the history of wooden nutcrackers is somewhat veiled in mystery. Stories about enchanted nutcrackers appear in folk tales of Bohemia and Poland but it seems that the carved object originated in the Saxony region of Germany about 250 years ago. At that time the coal mines were becoming depleted and so the local mineworkers turned to other ways to make a living. Carving household objects out of wood became the regional specialty. There are records of wooden nutcrackers in 1650 in Berchtesgaden and 1735 in Sonnenberg, but it is not known if either were in the form of a figure. The first noted nutcracker in the form we know today was the c.1750 product of Erzgebirge, Germany. Originally nutcrackers were fashioned after authoritarian figures such as soldiers, policemen and church leaders but later the cast of characters came to include villagers such as bakers, hunters etc. Legend holds that a wealthy farmer sponsored a contest for the best product to crack open his crop of nuts. The winner of the contest, a puppeteer, was awarded a workshop for future generations to continue producing these nutcrackers. It has been said that the seasonal popularity of nutcrackers is based on the fact that gilded nuts were a popular tree decoration and that something equally decorative was needed to open the nuts to enjoy their contents. The success of Tchaikovsky's ballet cannot be written off as a reason for the popularity of nutcrackers. To this day, the most collectible nutcrackers originate in Germany. The production of them for export was a major industry under communist rule and now, with the fall of the Berlin Wall, one family has returned to the former East Germany to reopen a factory there.

The notes on Wooden Nutcrackers were compiled by Gerard Charles, BalletMet Columbus, November 1998

Did you know?



AV Ballet dancers Victoria Patten and Jesse Marks

Why do the guys wear tights? Almost every activity requires a special uniform of some kind. Just as football players, wrestlers, and baseball players wear stretchy material to help them move with flexibility and speed, ballet dancers often wear stretchy tights so they are able to leap, kick, and stretch as they dance. Another reason tights are worn is so the audience can see the incredible leg muscles that allow them to jump so high.

How do the ballet dancers stand on their toes? Female ballet dancers wear special shoes called “pointe shoes” to enable them to stand on the very tips of their toes. Pointe shoes are hard at the ends, and are handmade with layers of satin, glue and leather. Dancers must take several years of ballet lessons before they are allowed to wear pointe shoes. With hard work and good training to develop strong ankles and feet, most young ballet students begin working en pointe at age 11 or 12. Pointe shoes cost between \$40 and \$80 per pair.

Male ballet dancers do not stand on the very tips of their toes. They wear canvas ballet slippers that cost approximately \$20 per pair and can last for several months.

Classical Ballet Tutus, often called pancake tutus or table top tutus because they are flat and round. They are a short, stiff skirt made with layers of netting that extend outward from the hips. It has a fitted bodice. This style has more layers of net and a wire hoop; hand tacking is used to keep the layers flat and stiff. A classical tutu costs between \$250 - \$1000 each.


Both Tutus and Pointe shoes must be handmade!


This ballet has no plot! or does it? Some do, and some don't. Ballets with plots, like *The Nutcracker*, are called story ballets. There are also abstract ballets, with a focus on movement instead of a specific story. Abstract ballets are meant to evoke ideas or emotions, and the audience can interpret them many different ways.

How old are the dancers? Antelope Valley Ballet company members range in age from 12 to 27. In our productions we use dancers as young as 5 years old and as old as your grandmother!

How often do they practice? AV ballet dancers take class at least 4 times every week, and then they rehearse on Fridays, Saturdays, and Sundays.

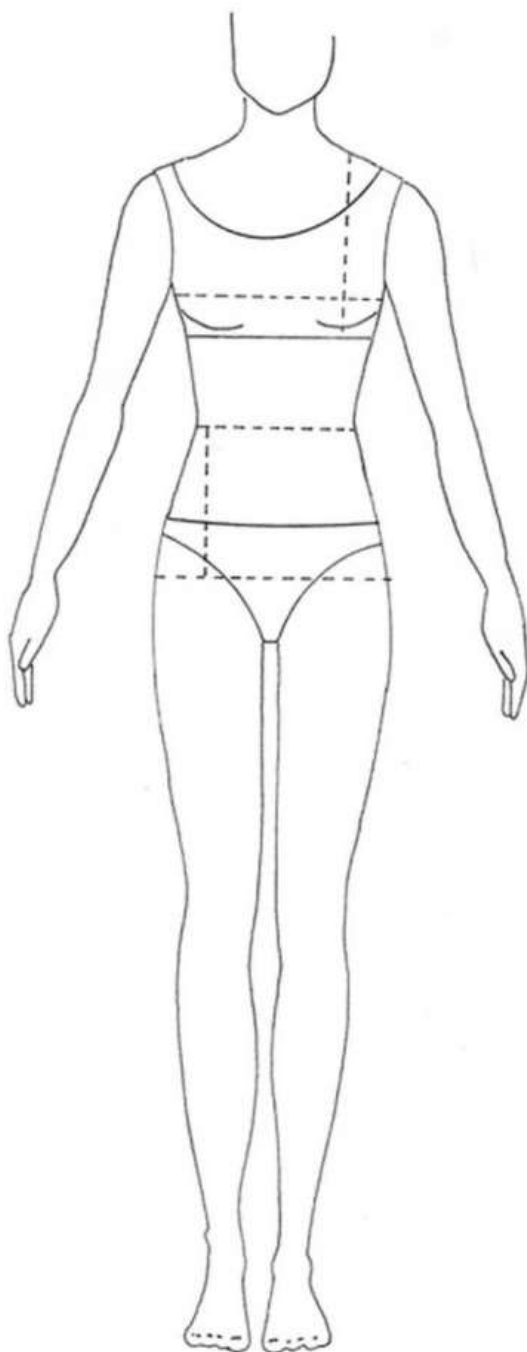
NUTCRACKER COLORING PAGES



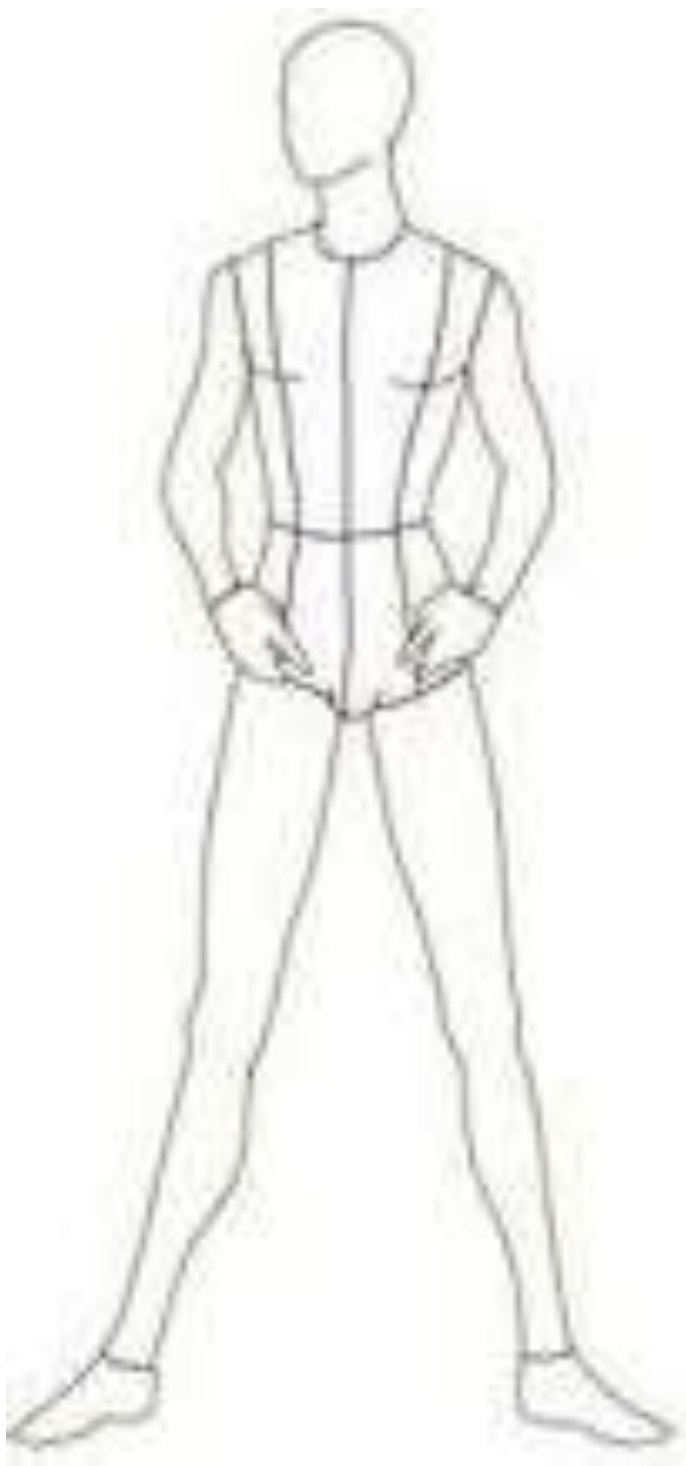




Design Your Own Costumes ~ Female Figure



Design Your Own Costume ~ Male Figure




Math for the Holidays - Counting

NAME _____


Count the number of images and write it down in the space.


California Common Core Standards: K.CC.3, K.CC.4, K.CC.5


1. _____ Nutcrackers 

2. _____ Tutus 

3. _____ Pairs of Pointe Shoes 

4. _____ Toy Soldiers 

5. _____ Mice 

6. _____ Snowflakes 

7. _____ Tiaras 

8. _____ Christmas Tree 

9. _____ Gingerbread Cookies 

10. _____ Presents 

Math for the Holidays – Simple Addition

NAME _____

California Common Core Standards: K.OA.1, K.OA.2, K.OA.5, K.MD.3, 1.OA.1, 1.OA.2, 1.OA.6, 2.OA.2

1. 5 Gingerbread Cookies + 5 Gingerbread Cookies = _____ Gingerbread Cookies



2.  7 Candy Canes + 5 Candy Canes = _____ Candy Canes

3. 6 Stockings hung by the fire + 1 stocking fallen on the ground = _____ stockings



4.  3 Mice + 7 Mice = _____ Mice

5. 12 Toy Soldiers + 10 Toy Soldiers = _____ Toy Soldiers



6.  9 Presents + 4 Presents = _____ Presents

7. 6 Flowers
+ 6 Flowers
Flowers



8. 8 Snowflakes
+ 12 Snowflakes
Snowflakes



9. 15 Ornaments
+ 6 Ornaments
Ornaments



10. 4 Chocolates
+ 5 Candy Canes
Sweets



Word Problems

11. At the party each child is given one present. There are 12 children. How many presents are there?



12. The Sugar Plum Fairy calls all the members of her court to greet Clara. There are 4 Spanish, 2 Arabian, 4 Chinese, 2 Russian, 3 Marzipan, 1 Mother Ginger and 10 Flowers. How many are there in all?

Math for the Holidays – Simple Subtraction

NAME _____

California Common Core Standards:

1. 10 Chocolates
– 5 that I ate!



2. 12 Candy Canes
– 4 that I ate!



3. 8 Gingerbread Cookies
– 2 that I ate!



4. 24 pointes shoes
– 10 pointes shoes
Pointe shoes



5. 15 Ornaments
– 12 Ornaments that fell off the tree
Ornaments left on the tree



6. 18 Snowflakes
– 6 Snowflakes that melted
Snowflakes



7. 6 Flowers
– 2 wilted flowers
Flowers



8. 3 Cannons
– 1 Cannon Fired
Cannon not yet Fired



9. 7 Nuts
– 6 Nuts cracked open
Nuts still whole



10. 9 Lollipops
– 2 Lollipops I ate!
Lollipops



Word Problems

11. 20 Presents were brought to the christmas party. One was broken, and two were not unwrapped. How many presents were opened and unbroken?



12. 8 Mice and 8 toy soldiers were battling each other. 2 Mice and 3 toy soldiers died. How many mice were left? How many toy soldiers survived?



ENGLISH for the Holidays
California Common Core Standards:



Print to Cursive - Page 1

Name _____

Date _____

Write words in print and then in cursive.

Print Words

Write Words in Cursive

1. nutcracker
2. battle
3. coffee
4. ballet
5. tree
6. party
7. christmas
8. toys
9. cannon
10. tea

nutcracker

ENGLISH for the Holidays

NAME _____

Draw a line from the word to the matching picture.

California Common Core Standards:

Present



Stocking



Candy Cane



Christmas Tree



Mice



Nutcracker



Cannon



Flower



Gingerbread Cookie



Lollipop



Snowflake



ENGLISH for the Holidays

Simple Spelling.

California Common Core Standards:

Circle the correct spelling word.




Present Pressent Precent Precint



Cokie Cookee Cookie Kookie



Flour Flowir Flowwer Flower



Sollder Soldier Soldiar Solder



Canon Canin Cannon Kanan



Mice Mise Meese Miec



Stocking Ctocking Stoching Stoking



Lolipop Lollipop Lollipoppp Lollipop



Trie Tree Trea Trreeaa



Walnut Wallnut Whalnit Wahnut



Teara Tiera Tiara Tiora



Slay Sley Slaigh Sleigh

ENGLISH for the Holidays - Alphabetical **NAME** _____

Put the following words in alphabetical order.

California Common Core Standards:

- | | |
|----------------|-----------|
| Nutcracker | 1. _____ |
| Candy Cane | 2. _____ |
| Christmas Tree | 3. _____ |
| Cannon | 4. _____ |
| Flower | 5. _____ |
| Stocking | 6. _____ |
| Lollipop | 7. _____ |
| Snowflake | 8. _____ |
| Mice | 9. _____ |
| Gingerbread | 10. _____ |
| Cookie | 11. _____ |
| Christmas | 12. _____ |
| Tree | 13. _____ |
| Walnut | 14. _____ |
| Tiara | 15. _____ |
| Tutu | 16. _____ |
| Soldier | 17. _____ |
| Present | 18. _____ |
| Sleigh | 19. _____ |
| Ornament | 20. _____ |

ENGLISH for the Holidays

NAME _____

Sentences. California Common Core Standards:

Nutcracker 2010

Name _____



Date _____

Write a sentence using each word in the space provided.

1. **christmas**

2. **gingerbread**

3. **ballet**

4. **cannon**

5. **toys**

6. **party**

7. **chocolate**

8. **nutcracker**

9. **mice**

Name: _____ Date: _____



The Nutcracker: Retelling The Story



Handwriting practice lines consisting of multiple horizontal lines for text entry.



Name: _____ Date: _____



Consider the Dance of the Snowflakes scene in *The Nutcracker*. What animals might you expect to find living in this kind of habitat? What else would you find living in this habitat (plants, trees, insects, etc.)?

Write your ideas below, and draw a picture on the reverse of this worksheet.


[illegible]

Name: _____ Date: _____

The Nutcracker Act II: Simple Machines

Design a medieval-style castle that might be found in the Kingdom of the Sugar Plum Fairy.

1. Draw a picture below before making your castle.



2. Write a few sentences about your castle design.

Name: _____ Date: _____



What would happen if the ballet production of *The Nutcracker* were to be set in a different time period and a different location? Would the ballet look different? Would the characters behave differently? Write about what the ballet of *The Nutcracker* would look like if it were to be set in

[illegible]

On the back of this page, you can draw a picture of your ideas.

Discussion/Essay Questions for Post Theatre Experience

Sample Discussion/Essay Questions for K - 3rd grade

1. What was your favorite part of the ballet? (for example: the music, the costumes, the scenery, the movement)
2. Was it hard to follow the story without using words?
3. Do you think it is hard to dance up the tips of your toes?
4. Did you like the ballet?
5. Would like to see another ballet in the future?

Sample Discussion/Essay Questions for 3rd - 5th grade

1. What was your favorite part of the ballet? (for example: the music, the costumes, the scenery, the movement)
2. Was it hard to follow the story without using words? Why or Why Not?
3. Pick a character. What emotion did you see in that character?
4. Do you think that ballet is an athletic activity similar to football or gymnastics? Why or why not?
5. What did you feel when you were watching the ballet?

Sample Discussion/Essay Questions for Middle School Students - Adults

1. What was your favorite part of the ballet? (for example: the music, the costumes, the scenery, the movement)
2. Do you think that the scenery and costumes helped you to figure out where the story was taking place and who the characters were? Why or Why Not?
3. Was it hard to follow the story without using words? Why or Why Not?
4. Do you think that ballet is a highly physical activity similar to a sport? Why or Why Not?
5. What is the difference between sport and art?
6. What is art?
7. Suppose that you had been chosen to write a new chapter for *The Nutcracker*. Decide on a few new characters and give them each a name.
8. Why do you think some writers prefer to write about made-up, fantastical characters and others prefer to write about realistic characters?

Nutcracker Easy Word Riddle/Cryptogram

NAME _____

Fill in the correct letter in each word. Then use that letter to solve the riddle of the secret word

1. ____ O Y S
4



2. M ____ C E
2



3. S L E I ____ H
1



4. ____ L O W E R
3



The Nutcracker is a ____ ____ ____ ____ given to Clara at the party.

Nutcracker Intermediate Cryptogram

NAME _____

Unscramble the words to reveal the secret phrase.

1. T S O Y _____
 7 5 _____

2. Y P T A R _____
 3 12

3. T E B L A L _____
 2 8 _____

4. L O D L S _____
 10 13

5. E M C I _____
 9 _____

6. H E S I G L _____
 1

7. C H O L A E T O C _____
 6 11 _____

8. H E R M O T H G E R I N G
_____ _____
 4 _____

_____ _____ _____ _____ _____ _____ _____ _____ _____ _____ _____ _____
1 2 3 4 5 6 7 8 9 10 11 12 13 !

Nutcracker Advanced Cryptogram

NAME _____

Unscramble the words to reveal the name of one of the characters.

1. DBGNEARERIG 3 13 5 4

2. S O T Y $\frac{\quad}{14} \frac{\quad}{1}$

3. TRACRONEKC

	—	—	—	—	—	—	—	—	—
		2				11			

4. STIRSHAMC $\frac{1}{12}$ $\frac{1}{9}$

5. UTUT $\frac{\quad}{8}$

6. Y R A P T
 6

7. KASLSOWNEF $\frac{\quad}{10} \frac{\quad}{7}$

CHARACTER:

1	2	3	4	5	6	7	8	9	10	11	12	13	14
---	---	---	---	---	---	---	---	---	----	----	----	----	----



Name _____

Date _____
(Key # 1 - 401459)

Super Easy Nutcracker Word Search

Find each of the following words.

BALLET
CANNON
COOKIES
GIFTS

MICE
PARTY
SLEIGH
SNOW

TEA
TOYS
TREE
TUTU





Name _____

Date _____
(Key # 1 - 551534)

Easy Nutcracker Word Search

Find each of the following words.

NUTCRACKER
TREE
SNOWFLAKES
SLEIGH
COOKIES

BALLET
MICE
TEA
FLOWERS
TOYS

PARTY
CHOCOLATE
GIFTS
CHRISTMAS
CANNON

E	S	L	E	I	G	H	N	C	L	E	W
R	Y	U	E	O	E	G	U	H	C	F	H
B	A	L	L	E	T	I	T	R	H	L	E
B	A	L	L	C	E	F	C	I	O	O	R
A	M	I	C	E	A	T	R	S	C	W	M
C	A	N	N	O	N	C	A	T	O	E	I
C	O	O	K	I	E	S	C	M	L	R	E
I	P	T	B	C	S	O	K	A	A	S	U
G	A	R	T	R	H	E	E	S	T	T	E
I	R	E	H	Y	C	S	R	C	E	O	T
F	O	E	W	T	P	A	R	T	Y	Y	N
T	S	N	O	W	F	L	A	K	E	S	H
S	C	T	E	L	N	C	K	F	S	S	R



Name _____

Date _____

(Key # 1 - 175063)

Nutcracker Word Search

Find each of the following words.

BAT?LE
SLEIG?
S?OWFLAKES
?ANNON
TR?E
LICOR?CE
POINTE SHOE?

TE?
?HRISTMAS
T?YS
TOY S?LDIERS
C?OCOLATE
GINGERB?EAD
?OOKIES

MOTHER GI?GER
?ICE
PAR?Y
?LOWERS
BALL?T

S	N	O	W	F	L	A	K	E	S	H	E	M	O	I
S	E	T	A	L	O	C	O	H	C	T	M	O	A	C
E	E	O	C	H	R	I	S	T	M	A	S	T	S	Y
E	T	I	G	S	S	L	S	L	E	I	G	H	R	P
R	O	C	K	I	F	L	A	W	A	R	S	E	E	N
T	Y	O	L	O	N	S	P	A	R	T	Y	R	W	A
E	S	O	E	I	O	G	C	E	E	N	B	G	O	T
T	O	K	P	E	C	C	E	L	N	E	A	I	L	C
A	L	E	T	E	A	O	L	R	T	R	T	N	F	E
L	D	I	S	A	C	A	R	C	B	C	T	G	T	T
O	I	S	I	N	B	P	B	I	A	R	L	E	Y	T
C	E	C	I	M	K	O	O	C	C	N	E	R	L	H
A	R	G	T	S	S	Y	O	T	A	E	N	A	P	R
H	S	E	O	H	S	E	T	N	I	O	P	O	D	A
C	B	N	E	S	T	I	K	R	P	E	S	O	N	O



Name _____

Date _____
(Key # 1 - 175063)

Nutcracker Word Search

Write the list of words that you found.

1. BAT?LE _____
2. SLEIG? _____
3. S?OWFLAKES _____
4. ?ANNON _____
5. TR?E _____
6. LICOR?CE _____
7. POINTE SHOE? _____
8. TE? _____
9. ?HRISTMAS _____
10. T?YS _____
11. TOY S?LDIERS _____
12. C?OCOLATE _____
13. GINGERB?EAD _____
14. ?OOKIES _____
15. MOTHER GI?GER _____
16. ?ICE _____
17. PAR?Y _____
18. ?LOWERS _____
19. BALL?T _____




Name _____

Date _____

(Key # 1 - 401792)

Super Easy Nutcracker Crossword

Complete the crossword puzzle.



WORD LIST:

CHRISTMAS
BATTLE
SLEIGH
TEA
TREE
GIFTS
FLOWERS
BALLET
COFFEE

Across:

5 A drink with jam and bread
7 You hang lights and ornaments on it.
8 Roses, tulips and other plants with colorful blossoms
9 something used to move people over snow

Down:

1 Things you give to other people and Santa will give to you!
2 a form of dance that tells a story
3 a holiday in December when people trade gifts.
4 a fight between two opposing groups
6 a popular bitter drink with has a lot caffeine in it.


Name _____



Date _____
(Key # 1 - 168989)

Easy Nutcracker Crossword

Complete the crossword puzzle.



FLOWERS
MICE

BATTLE
COFFEE

LICORICE
TOYSOLDIERS

SLEIGH
TREE

SNOWFLAKES
TEA

Across:

- 1 Boys like to play with these small men with weapons (2 words).
- 3 Roses, tulips, and other plants with colorful blossoms.
- 6 Candy made with juice taken from the root of a plant.
- 9 A plant with leaves, roots, and a single, woody trunk.
- 10 a drink with jam and bread.

Down:

- 2 Something that falls from the sky in the winter time.
- 4 Used to move people and things over snow.
- 5 Small rodents with small ears and long tails.
- 7 A popular hot drink that adults have in the morning.
- 8 A fight between two opposing sides that are at war.




Name _____

Date _____
(Key # 1 - 603800)

Intermediate Nutcracker Crossword

Complete the crossword puzzle.



CLUES on the next page!

Intermediate Nutcracker Crossword Clues:

Across:

- 1 Rodents with small ears and long tails.
- 2 Having fun dancing, eating, talking and listening to music in a group.
- 4 A candy made with juice taken from the root of a plant.
- 9 the decree from King George that tea could only be purchased from the British East India Company.
- 12 special shoes that enable a ballerina to dance on her toes (2 words).
- 14 Fritz breaks one of these during the party scene.
- 16 Round, small and sweet, some people like these with chocolate chips in them.
- 17 Something made for a child to play with.
- 19 Tall plants with trunks, branches, and leaves.
- 20 A cake made with the spice ginger.

Down:

- 1 Almond paste and egg whites.
- 3 Boys like to play with these small men with weapons (2 words).
- 5 A popular hot drink that adults have in the morning.
- 6 A fight between two opposing sides that are at war.
- 7 A form of dance that often tells a story.
- 8 Used to move people and things over snow.
- 10 A very large woman who likes to bake gingerbread cookies (2 words).
- 11 Finish the sentence - We wish you a Merry _____
- 13 Something that falls from the sky in winter time.
- 15 Roses, tulips, and other plants with colorful blossoms.
- 18 Something given to another person without pay.




Name _____

Date _____
(Key # 1 - 913498)

Advanced Nutcracker Crossword

Complete the crossword puzzle.



CLUES ON THE NEXT PAGE!

Advanced Nutcracker Crossword Clues:

Across:

- 2 Almond paste, sugar, and egg whites.
- 7 A round, small sweet. Some people like these with chocolate chips in them.
- 9 Something given to another person without pay.
- 10 A drink with jam and bread
- 12 A fight between two opposing groups or individuals.
- 13 Ride on a sled.
- 16 Tall plants with a trunk and branches.
- 19 The Queen of the Land of Sweets (3 words).
- 21 A large gun that fires cannonballs.
- 22 Finish the sentence - We wish you a Merry _____.
- 23 A social gathering.
- 24 Boys like to play with these small men with weapons (2 words).

Down:

- 1 A graceful dance performed by a trained group on stage.
- 3 Fritz breaks one of these during the party scene.
- 4 An artifact designed to be played with.
- 5 Special shoes that enable a ballerina to dance on her toes (2 words).
- 6 A popular hot drink that adults have in the morning.
- 8 Something that falls from the sky in winter time.
- 11 A very large woman who likes to bake gingerbread cookies (2 words).
- 14 Candy made with juice take from the root of a plant.
- 15 A cookie that tastes like ginger.
- 17 This confectionary and cocoa are made from a rainforest plant called the cacao tree.
- 18 Colorful, odiferous plants.
- 20 Small rodents typically resembling rats having pointed snouts and small ears on elongated bodies
With slender hairless tails.

BIBLIOGRAPHY

Inland Pacific Ballet Nutcracker Study Guide

<http://www.ipballet.org/pdf/NutcrackerStudyGuide.pdf>

The National Ballet of Canada Nutcracker Study Guide

<http://enrichmentthroughthearts.com/wp-content/uploads/2012/08/TheNutcrackerStudyGuide.pdf>

ADDITIONAL RESOURCES

Hayden, Melissa. The Nutcracker Ballet. Kansas City: Andrews and McMeel, 1992.

Hautzig, Deborah. The Story of the Nutcracker Ballet New York: Random House, 1986

Newman, Barbara. The Illustrated Book of Ballet Stories. Bolton: Fenn Publishing Company, Ltd.,

Tennant, Veronica. The Nutcracker. Toronto: McClelland and Stewart, 1985.

Vagin, Vladimir. The Nutcracker Ballet. New York: Scholastic Inc., 1995

Whitehead, Pat. The Nutcracker. 1988 Online Res

ANSWER KEYS

MATH Counting

1. 8
2. 2
3. 3
4. 5
5. 9
6. 6
7. 7
8. 1
9. 4
10. 10

MATH Addition

1. 10
2. 12
3. 7
4. 10
5. 22
6. 13
7. 12
8. 20
9. 21
10. 9
11. 12
12. 26

MATH Substraction

1. 5
2. 8
3. 6
4. 14
5. 3
6. 13
7. 4
8. 2
9. 1
10. 7
11. 17
12. 6 mice; 5 soldiers

MATH WORD PROBLEMS

1. 20
2. 169
3. 7
4. 80
5. 12
6. 21
7. 13
8. 75
9. 8 Hours
10. 59 minutes

Alphabetical Order:	Easy Cryptogram:	Intermediate Cryptogram:	Advanced Cryptogram:
1. Candy Cane	TOYS	TOYS	GINGERBREAD
2. Cannon	MICE	PARTY	TOYS
3. Christmas	SLEIGH	BALLET	NUTCRACKER
4. Christmas Tree	FLOWER	DOLLS	CHRISTMAS
5. Cookie		MICE	TUTU
6. Flower	SECRET	SLEIGH	PARTY
7. Gingerbread	WORD:	CHOCOLATE	SNOWFLAKES
8. Lollipop	GIFT	MOTHER GINGER	
9. Mice			
10. Nutcracker		SECRET PHRASE:	CHARACTER:
11. Ornament		HAPPY HOLIDAYS!	SUGAR PLUM FAIRY
12. Present			
13. Sleigh			
14. Snowflake			
15. Soldier			
16. Stocking			
17. Tiara			
18. Tree			
19. Tutu			
20. Walnut			

WORD SEARCH KEYS:

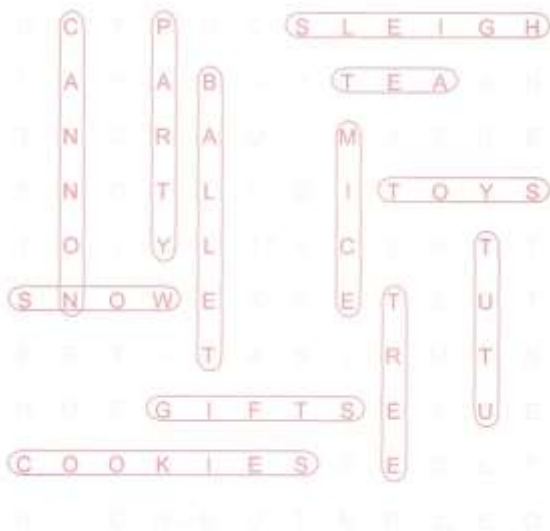


Answer Key: Key # 1 - 401458

Super Easy Nutcracker Word Search

Find each of the following words:

BALLET	MICE	TEA
CANNON	PARTY	TOYS
COOKIES	SLEIGH	TREE
GIFTS	SNOW	TUTU




Answer Key: Key # 1 - 551534

Easy Nutcracker Word Search

Find each of the following words:

NUTCRACKER	BALLET	PARTY
TREE	MICE	CHOCOLATE
SNOWFLAKES	TEA	GIFTS
SLEIGH	FLOWERS	CHRISTMAS
COOKIES	TOYS	CANNON

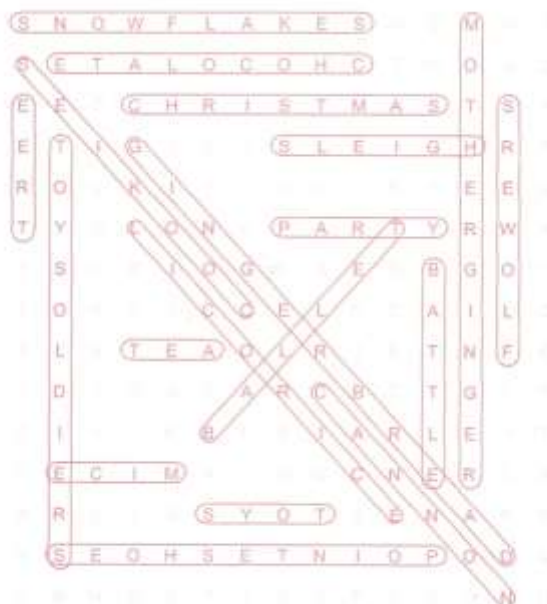


Nutcracker Word Search

BATTLE
SLEIGH
SNOWFLAKES
CANNON
TREE
LICORICE
POINTE SHOES

TEA
CHRISTMAS
TOYS
TOY SOLDIERS
CHOCOLATE
GINGERBREAD
COOKIES

MOTHER GINGER
MICE
PARTY
FLOWERS
BALLET

 edHelper

Super Easy Nutcracker Crossword

A crossword puzzle grid with 10 numbered squares. The grid is 10 squares wide and 10 squares high. The letters are: 1 Across: C, H, R, I, S, T, M, A, S; 2 Down: B, A, L, L, T; 3 Down: G, I, F, T, S; 4 Across: B, A, T, T, L; 5 Down: C, O, F, F, L; 6 Across: F, L, O, W, E, R, S; 7 Across: T, R, E, E; 8 Across: S, L, E, I, G, H.



Easy Nutcracker Crossword

[illegible]


Advanced Nutcracker Crossword:



Answer Key: Key # 1 - 603800

Intermediate Nutcracker Crossword

Complete the crossword puzzle.



Answer Key: Key # 1 - 913498

Advanced Nutcracker Crossword

Complete the crossword puzzle.

